

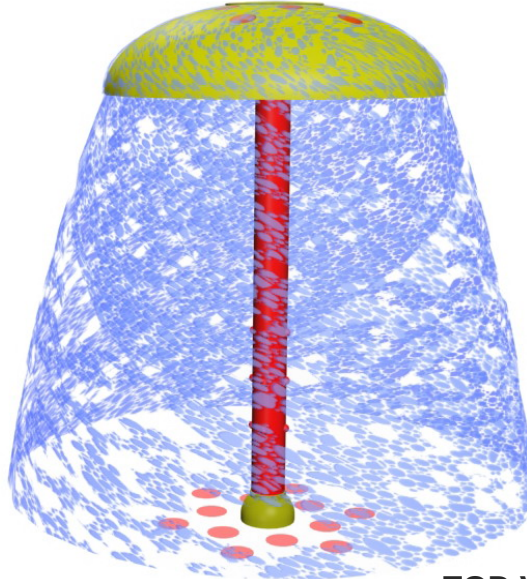


# Cyclone

www.arc4waterplay.com

Copyright © 2004 Aquatic Recreation Company LLC

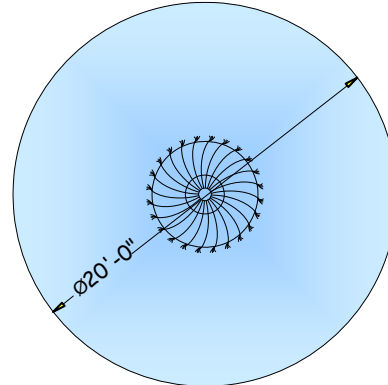
The *Cyclone* is a structure that emits water from top of a 5.5-ft diameter dome and creates a sheet of water around the perimeter that falls to users below. The support stem is capable of rotating thus allowing the user to create various projecting water effects depending on the speed of rotation.



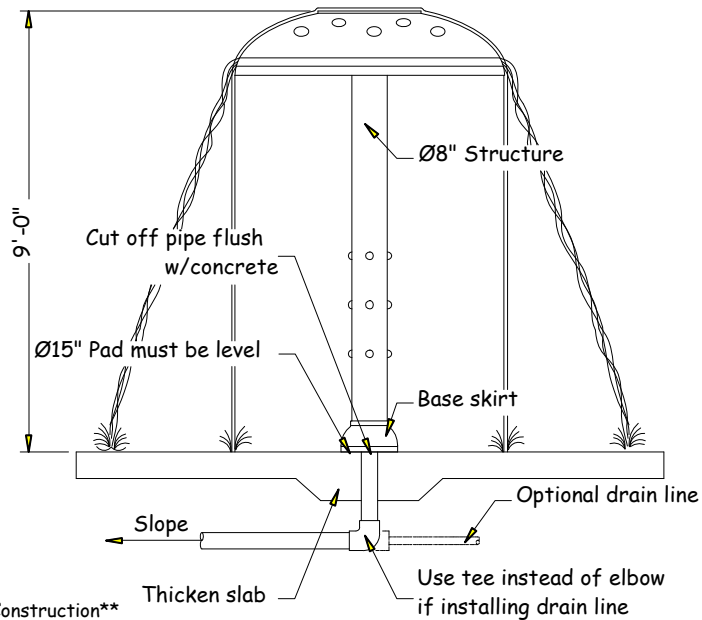
## FEATURE DATA

Flow Range:	150 to 300 GPM
Supply Line:	3" to 4" pipe
Structure:	FRP
Installation:	Flange Mount To Concrete Pad

## TOP VIEW SPLASH ZONE



## CAD DRAWING



\*\*Not for Construction\*\*

Toll Free Phone:  
1-877-632-0503

Local Phone:  
952-445-5135

Fax:  
952-345-6444



# Product Profile

*The more water...the more fun*

