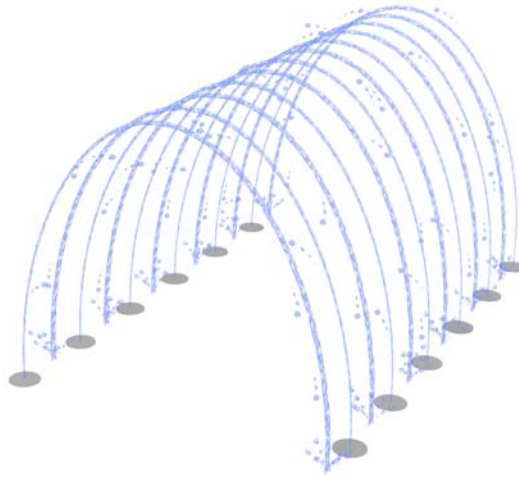




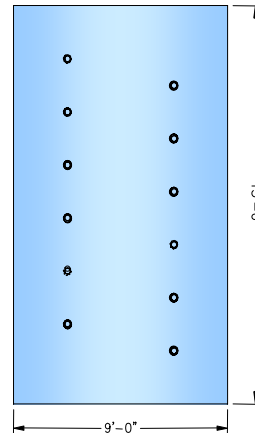
The **Arch Jet Tunnel** is a ground spray element that emits 12 clear arching streams of water crossing each other creating a tunnel formation. The feature flow rates can be adjusted to increase or decrease the spray height and projection. The Arch Jet Tunnel is designed for wet deck applications with no standing water.



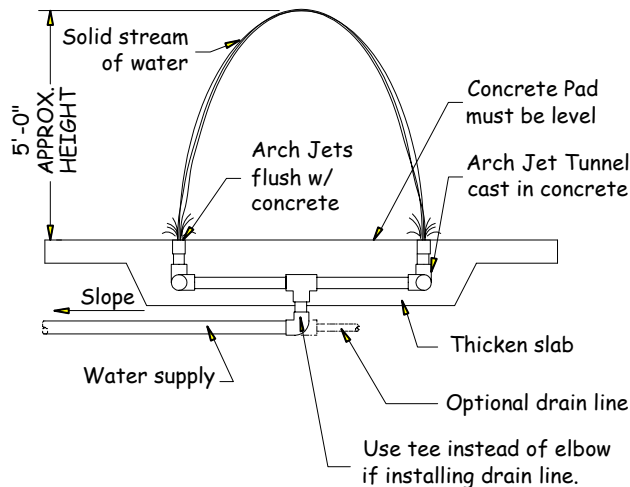
## FEATURE DATA

High Flow: 120 GPM  
 Low Flow: 60 GPM  
 Supply Line: 2" to 3" pipe  
 Structure: PVC Plastic  
 Installation: Cast into Concrete

## TOP VIEW SPLASH ZONE



## CAD DRAWING



Toll Free Phone:  
1-877-632-0503

Local Phone:  
952-445-5135

Fax:  
952-345-6444

Mail to:  
5852 Baker Road  
Minnetonka, MN  
55345



# Product Profile

*The more water...the more fun*

